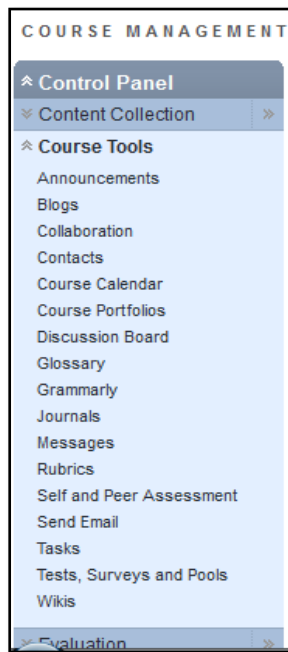




Why do I have to create assignments on one content area page?

When you look at the Control panel, you will not see Assignments as an option under the Course tools.

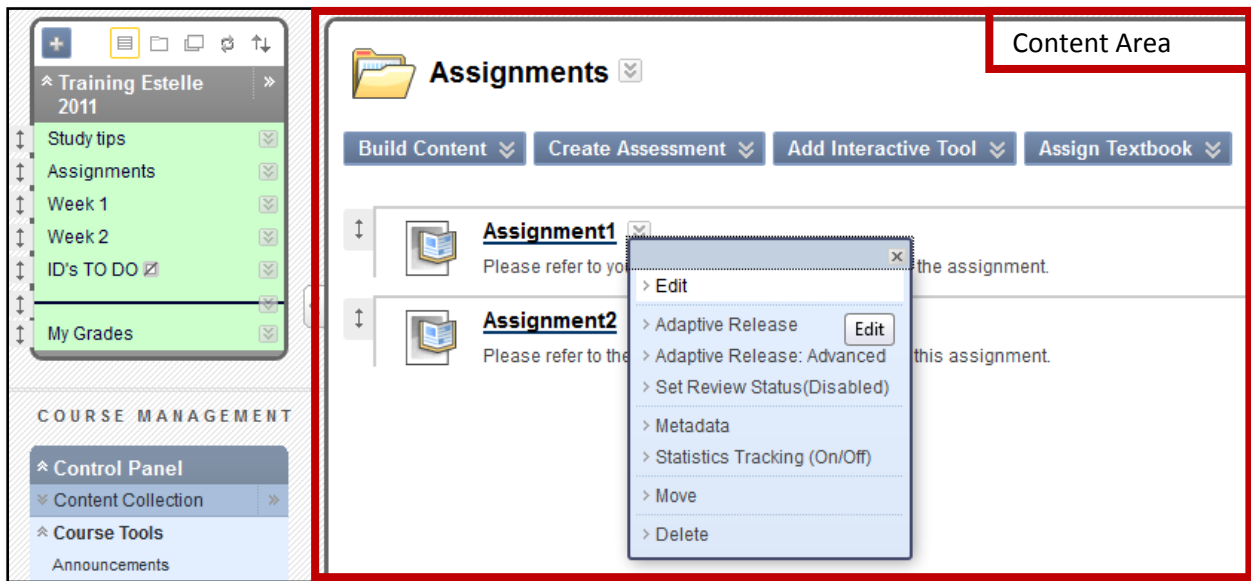


Assignments are not an option as a Course Tool

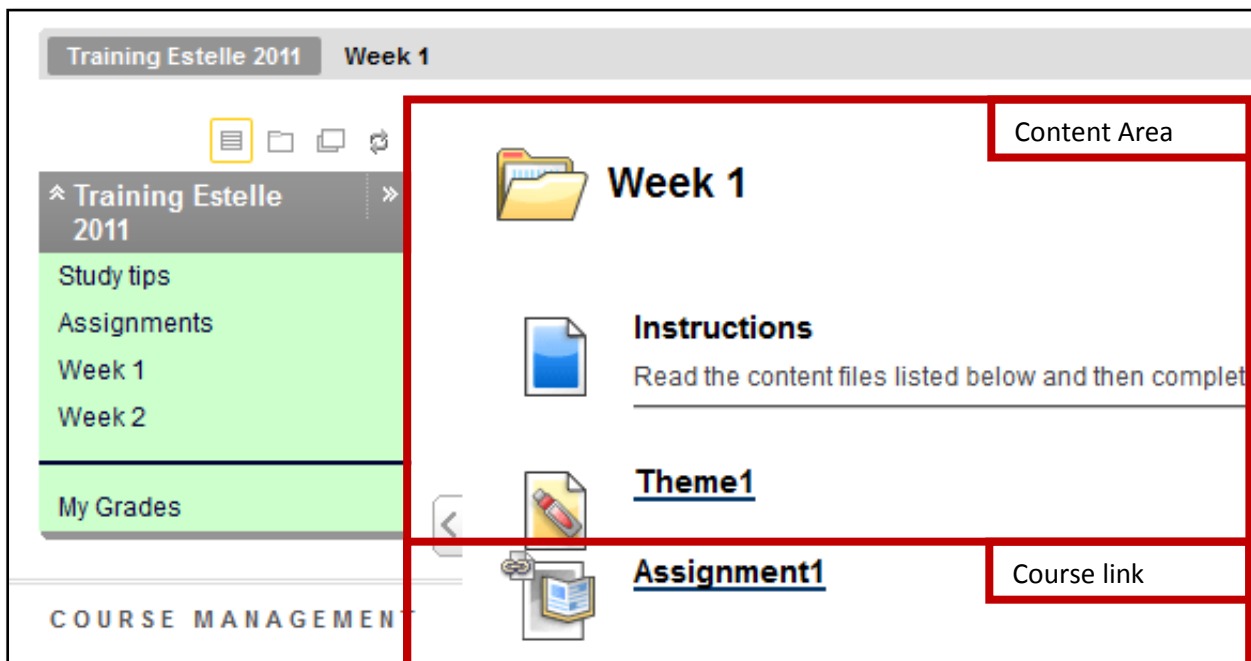
The reason for that is because Assignments are seen as a tool that goes together with content. So, when you create an assignment it will always be on a Content Area page.

BUT because it is not grouped somewhere together, you might forget on which Content Area page you created your assignments.

You can only change the date or instructions of an assignment from the place where you originally created the assignment. SO, the Department for Education Innovation propose that you create a content area page called Assignments to group the assignments together so that you will in future be able to make changes to the assignments.



If you want to group all the instructions of a specific topic or week's information together, you can then create course links from the other Content Area page to the assignment. This is an example of a link from Week 1 (content area) to assignment 1.



Notice the chain in front of the assignment icon – that is an indication that it is a course link.



The action link here will not allow you to change the properties of the assignment like the date or the instructions, but will only allow you to change the properties of the course link!